

Centre Number	Candidate Number										

Candidate Name \_\_\_\_\_

## EXAMINATIONS COUNCIL OF ZAMBIA

Examination for School Certificate Ordinary Level

### Musical Arts Education

**6020/2**

Paper 2 (Composing)

Thursday

16 NOVEMBER 2017

**Additional Information:**

Candidates answer on the question paper  
No additional materials are required

**Time: 2 hours 30 minutes**

**Marks: 100**

**Instructions to Candidates**

- 1 Write your name, centre number and candidate number in the spaces at the top of the page
- 2 There are **five (5)** questions in this paper.
- 3 Answer **all** questions.
- 4 Write your answers in the spaces provided on the question paper.
- 5 Cell phones and calculators are not allowed in the examination room.
- 6 Do not start writing until you are told to do so.

**Information for candidates**







The number of marks is given in brackets at the end of each question or part question. You are expected to answer the questions following the instructions on the paper.

For Candidate's Use	For Examiner's Use
<b>Total</b>	

**Test 1: Composing**

Continue the opening below to make a melody of not fewer than eight bars and not more than twelve bars. Include at least one modulation and end in the original key. Add phrase and expression marks.

**[20 Marks]**



**Test 2: Arranging**

On the blank stave below expand the piano score for 4 woodwind instruments  
(Clarinet, flute, bassoon and oboe).

**[20 Marks]**

The image shows a piano score for the first part of a piece. It consists of two staves: a treble clef staff and a bass clef staff. The key signature is one sharp (F#) and the time signature is common time (C). The music is written in a simple, homophonic style. The treble staff begins with a series of chords, followed by a melodic line. The bass staff provides a harmonic accompaniment with chords and a simple bass line.

Four blank musical staves are provided for the student to write the woodwind parts. Each staff consists of five lines and is currently empty.

### Test 3: Harmonising

Harmonise the figured soprano by adding the remaining three voices alto, tenor and bass.

[25 Marks]

I V I IV I V I I IV V I I

### Test 4: Analysing

Study the music score below and answer the questions that follow:

[25 Marks]

Piano

Pno.

Pno.

Pno.

A B

- 4.1** What kind of time is being used (simple or compound, duple, triple or quadruple)?  
.....  
..... [2]
- 4.2** In which key is the music beginning?  
.....  
..... [2]
- 4.3** What is the interval between the first two notes in the bass clef in bar 1?  
.....  
..... [2]
- 4.4** To which key has the music modulated from bar 13 to 15.  
.....  
..... [2]
- 4.5** State the meaning of *ff* in bar 9?  
.....  
..... [2]
- 4.6** How should the music in the last bar be played?  
..... [2]
- 4.7** Name the cadence labelled **A B** at bars 16 – 17.  
.....  
..... [2]
- 4.8** Name the chord in bar 17 and state its position.  
.....  
..... [3]
- 4.9** Name the note with the longest value in the piece  
.....  
..... [2]
- 4.10** Transpose the soprano line of the last four bars of the music a major 2<sup>nd</sup> higher on the staff below.  
.....  
.....  
..... [6]

**Test 5: Project**

**[10 marks]**

Ensure that the project manuscript for this question is attached to the paper.