

Appendix Tables

1. Random Numbers
2. Binomial Probability Distribution
 $C_{n,r}p^r q^{n-r}$
3. Areas of a Standard Normal Distribution
4. Critical Values for Student's t Distribution
5. The χ^2 Distribution

TABLE 1 Random Numbers

92630	78240	19267	95457	53497	23894	37708	79862	76471	66418
79445	78735	71549	44843	26104	67318	00701	34986	66751	99723
59654	71966	27386	50004	05358	94031	29281	18544	52429	06080
31524	49587	76612	39789	13537	48086	59483	60680	84675	53014
06348	76938	90379	51392	55887	71015	09209	79157	24440	30244
28703	51709	94456	48396	73780	06436	86641	69239	57662	80181
68108	89266	94730	95761	75023	48464	65544	96583	18911	16391
99938	90704	93621	66330	33393	95261	95349	51769	91616	33238
91543	73196	34449	63513	83834	99411	58826	40456	69268	48562
42103	02781	73920	56297	72678	12249	25270	36678	21313	75767
17138	27584	25296	28387	51350	61664	37893	05363	44143	42677
28297	14280	54524	21618	95320	38174	60579	08089	94999	78460
09331	56712	51333	06289	75345	08811	82711	57392	25252	30333
31295	04204	93712	51287	05754	79396	87399	51773	33075	97061
36146	15560	27592	42089	99281	59640	15221	96079	09961	05371
29553	18432	13630	05529	02791	81017	49027	79031	50912	09399
23501	22642	63081	08191	89420	67800	55137	54707	32945	64522
57888	85846	67967	07835	11314	01545	48535	17142	08552	67457
55336	71264	88472	04334	63919	36394	11196	92470	70543	29776
10087	10072	55980	64688	68239	20461	89381	93809	00796	95945
34101	81277	66090	88872	37818	72142	67140	50785	21380	16703
53362	44940	60430	22834	14130	96593	23298	56203	92671	15925
82975	66158	84731	19436	55790	69229	28661	13675	99318	76873
54827	84673	22898	08094	14326	87038	42892	21127	30712	48489
25464	59098	27436	89421	80754	89924	19097	67737	80368	08795
67609	60214	41475	84950	40133	02546	09570	45682	50165	15609
44921	70924	61295	51137	47596	86735	35561	76649	18217	63446
33170	30972	98130	95828	49786	13301	36081	80761	33985	68621
84687	85445	06208	17654	51333	02878	35010	67578	61574	20749
71886	56450	36567	09395	96951	35507	17555	35212	69106	01679
00475	02224	74722	14721	40215	21351	08596	45625	83981	63748
25993	38881	68361	59560	41274	69742	40703	37993	03435	18873
92882	53178	99195	93803	56985	53089	15305	50522	55900	43026
25138	26810	07093	15677	60688	04410	24505	37890	67186	62829
84631	71882	12991	83028	82484	90339	91950	74579	03539	90122

Source: Reprinted from *A Million Random Digits with 100,000 Normal Deviates* by the Rand Corporation (New York: The Free Press, 1955). Copyright 1955 and 1983 by the Rand Corporation. Used by permission.

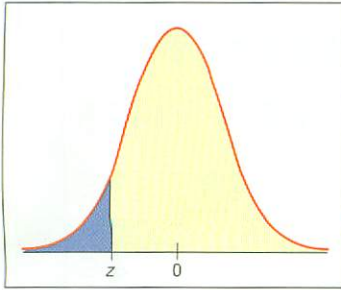
TABLE 2 Binomial Probability Distribution $C_{n,r} p^r q^{n-r}$

This table shows the probability of r successes in n independent trials, each with probability of success p .

n	r	p																			
		.01	.05	.10	.15	.20	.25	.30	.35	.40	.45	.50	.55	.60	.65	.70	.75	.80	.85	.90	.95
2	0	.980	.902	.810	.723	.640	.563	.490	.423	.360	.303	.250	.203	.160	.123	.090	.063	.040	.023	.010	.002
	1	.020	.095	.180	.255	.320	.375	.420	.455	.480	.495	.500	.495	.480	.455	.420	.375	.320	.255	.180	.095
2	0	.000	.002	.010	.023	.040	.063	.090	.123	.160	.203	.250	.303	.360	.423	.490	.563	.640	.723	.810	.902
	1	.970	.857	.729	.614	.512	.422	.343	.275	.216	.166	.125	.091	.064	.043	.027	.016	.008	.003	.001	.000
2	0	.029	.135	.243	.325	.384	.422	.441	.444	.432	.408	.375	.334	.288	.239	.189	.141	.096	.057	.027	.007
	1	.000	.007	.027	.057	.096	.141	.189	.239	.288	.334	.375	.408	.432	.444	.441	.422	.384	.325	.243	.135
3	0	.000	.000	.001	.003	.008	.016	.027	.043	.064	.091	.125	.166	.216	.275	.343	.422	.512	.614	.729	.857
	1	.961	.815	.656	.522	.410	.316	.240	.179	.130	.092	.062	.041	.026	.015	.008	.004	.002	.001	.000	.000
	2	.039	.171	.292	.368	.410	.422	.412	.384	.346	.300	.250	.200	.154	.112	.076	.047	.026	.011	.004	.000
3	0	.001	.014	.049	.098	.154	.211	.265	.311	.346	.368	.375	.368	.346	.311	.265	.211	.154	.098	.049	.014
	1	.000	.000	.004	.011	.026	.047	.076	.112	.154	.200	.250	.300	.346	.384	.412	.422	.410	.368	.292	.171
	2	.000	.000	.000	.001	.002	.004	.008	.015	.026	.041	.062	.092	.130	.179	.240	.316	.410	.522	.656	.815
5	0	.951	.774	.590	.444	.328	.237	.168	.116	.078	.050	.031	.019	.010	.005	.002	.001	.000	.000	.000	.000
	1	.048	.204	.328	.392	.410	.396	.360	.312	.259	.206	.156	.113	.077	.049	.028	.015	.006	.002	.000	.000
	2	.001	.021	.073	.138	.205	.264	.309	.336	.346	.337	.312	.276	.230	.181	.132	.088	.051	.024	.008	.001
	3	.000	.001	.008	.024	.051	.088	.132	.181	.230	.276	.312	.337	.346	.336	.309	.264	.205	.138	.073	.021
	4	.000	.000	.000	.002	.006	.015	.028	.049	.077	.113	.156	.206	.259	.312	.360	.396	.410	.392	.328	.204
	5	.000	.000	.000	.000	.000	.001	.002	.005	.010	.019	.031	.050	.078	.116	.168	.237	.328	.444	.590	.774
6	0	.941	.735	.531	.377	.262	.178	.118	.075	.047	.028	.016	.008	.004	.002	.001	.000	.000	.000	.000	.000
	1	.057	.232	.354	.399	.393	.356	.303	.244	.187	.136	.094	.061	.037	.020	.010	.004	.002	.000	.000	.000
	2	.001	.031	.098	.176	.246	.297	.324	.328	.311	.278	.234	.186	.138	.095	.060	.033	.015	.006	.001	.000
	3	.000	.002	.015	.042	.082	.132	.185	.236	.276	.303	.312	.303	.276	.236	.185	.132	.082	.042	.015	.002
	4	.000	.000	.001	.006	.015	.033	.060	.095	.138	.186	.234	.278	.311	.328	.324	.297	.246	.176	.098	.031
	5	.000	.000	.000	.000	.002	.004	.010	.020	.037	.061	.094	.136	.187	.244	.303	.356	.393	.399	.354	.232
	6	.000	.000	.000	.000	.000	.000	.001	.002	.004	.008	.016	.028	.047	.075	.118	.178	.262	.377	.531	.735
7	0	.932	.698	.478	.321	.210	.133	.082	.049	.028	.015	.008	.004	.002	.001	.000	.000	.000	.000	.000	.000
	1	.066	.257	.372	.396	.367	.311	.247	.185	.131	.087	.055	.032	.017	.008	.004	.001	.000	.000	.000	.000
	2	.002	.041	.124	.210	.275	.311	.318	.299	.261	.214	.164	.117	.077	.047	.025	.012	.004	.001	.000	.000
	3	.000	.004	.023	.062	.115	.173	.227	.268	.290	.292	.273	.239	.194	.144	.097	.058	.029	.011	.003	.000
	4	.000	.000	.003	.011	.029	.058	.097	.144	.194	.239	.273	.292	.290	.268	.227	.173	.115	.062	.023	.004
	5	.000	.000	.000	.001	.004	.012	.025	.047	.077	.117	.164	.214	.261	.299	.318	.311	.275	.210	.124	.041
	6	.000	.000	.000	.000	.000	.001	.004	.008	.017	.032	.055	.087	.131	.185	.247	.311	.367	.396	.372	.257
	7	.000	.000	.000	.000	.000	.000	.000	.001	.002	.004	.008	.015	.028	.049	.082	.133	.210	.321	.478	.698
8	0	.923	.663	.430	.272	.168	.100	.058	.032	.017	.008	.004	.002	.001	.000	.000	.000	.000	.000	.000	.000
	1	.075	.279	.383	.385	.336	.267	.198	.137	.090	.055	.031	.016	.008	.003	.001	.000	.000	.000	.000	.000
	2	.003	.051	.149	.238	.294	.311	.296	.259	.209	.157	.109	.070	.041	.022	.010	.004	.001	.000	.000	.000

TABLE 2 continued

n	r	p																			
		.01	.05	.10	.15	.20	.25	.30	.35	.40	.45	.50	.55	.60	.65	.70	.75	.80	.85	.90	.95
8	3	.000	.005	.033	.084	.147	.208	.254	.279	.279	.257	.219	.172	.124	.081	.047	.023	.009	.003	.000	.000
	4	.000	.000	.005	.018	.046	.087	.136	.188	.232	.263	.273	.263	.232	.188	.136	.087	.046	.018	.005	.000
	5	.000	.000	.000	.003	.009	.023	.047	.081	.124	.172	.219	.257	.279	.279	.254	.208	.147	.084	.033	.005
	6	.000	.000	.000	.000	.001	.004	.010	.022	.041	.070	.109	.157	.209	.259	.296	.311	.294	.238	.149	.051
	7	.000	.000	.000	.000	.000	.000	.001	.003	.008	.016	.031	.055	.090	.137	.198	.267	.336	.385	.383	.279
	8	.000	.000	.000	.000	.000	.000	.000	.000	.001	.002	.004	.008	.017	.032	.058	.100	.168	.272	.430	.663
9	0	.914	.630	.387	.232	.134	.075	.040	.021	.010	.005	.002	.001	.000	.000	.000	.000	.000	.000	.000	.000
	1	.083	.299	.387	.368	.302	.225	.156	.100	.060	.034	.018	.008	.004	.001	.000	.000	.000	.000	.000	.000
	2	.003	.063	.172	.260	.302	.300	.267	.216	.161	.111	.070	.041	.021	.010	.004	.001	.000	.000	.000	.000
	3	.000	.008	.045	.107	.176	.234	.267	.272	.251	.212	.164	.116	.074	.042	.021	.009	.003	.001	.000	.000
	4	.000	.001	.007	.028	.066	.117	.172	.219	.251	.260	.246	.213	.167	.118	.074	.039	.017	.005	.001	.000
	5	.000	.000	.001	.005	.017	.039	.074	.118	.167	.213	.246	.260	.251	.219	.172	.117	.066	.028	.007	.001
	6	.000	.000	.000	.001	.003	.009	.021	.042	.074	.116	.164	.212	.251	.272	.267	.234	.176	.107	.045	.008
	7	.000	.000	.000	.000	.000	.001	.004	.010	.021	.041	.070	.111	.161	.216	.267	.300	.302	.260	.172	.063
	8	.000	.000	.000	.000	.000	.000	.000	.001	.004	.008	.018	.034	.060	.100	.156	.225	.302	.368	.387	.299
	9	.000	.000	.000	.000	.000	.000	.000	.000	.000	.001	.002	.005	.010	.021	.040	.075	.134	.232	.387	.630
10	0	.904	.599	.349	.197	.107	.056	.028	.014	.006	.003	.001	.000	.000	.000	.000	.000	.000	.000	.000	.000
	1	.091	.315	.387	.347	.268	.188	.121	.072	.040	.021	.010	.004	.002	.000	.000	.000	.000	.000	.000	.000
	2	.004	.075	.194	.276	.302	.282	.233	.176	.121	.076	.044	.023	.011	.004	.001	.000	.000	.000	.000	.000
	3	.000	.010	.057	.130	.201	.250	.267	.252	.215	.166	.117	.075	.042	.021	.009	.003	.001	.000	.000	.000
	4	.000	.001	.011	.040	.088	.146	.200	.238	.251	.238	.205	.160	.111	.069	.037	.016	.006	.001	.000	.000
	5	.000	.000	.001	.008	.026	.058	.103	.154	.201	.234	.246	.234	.201	.154	.103	.058	.026	.008	.001	.000
	6	.000	.000	.000	.001	.006	.016	.037	.069	.111	.160	.205	.238	.251	.238	.200	.146	.088	.040	.011	.001
	7	.000	.000	.000	.000	.001	.003	.009	.021	.042	.075	.117	.166	.215	.252	.267	.250	.201	.130	.057	.010
	8	.000	.000	.000	.000	.000	.000	.001	.004	.011	.023	.044	.076	.121	.176	.233	.282	.302	.276	.194	.075
	9	.000	.000	.000	.000	.000	.000	.000	.000	.002	.004	.010	.021	.040	.072	.121	.188	.268	.347	.387	.315
	10	.000	.000	.000	.000	.000	.000	.000	.000	.000	.000	.001	.003	.006	.014	.028	.056	.107	.197	.349	.599
11	0	.895	.569	.314	.167	.086	.042	.020	.009	.004	.001	.000	.000	.000	.000	.000	.000	.000	.000	.000	.000
	1	.099	.329	.384	.325	.236	.155	.093	.052	.027	.013	.005	.002	.001	.000	.000	.000	.000	.000	.000	.000
	2	.005	.087	.213	.287	.295	.258	.200	.140	.089	.051	.027	.013	.005	.002	.001	.000	.000	.000	.000	.000
	3	.000	.014	.071	.152	.221	.258	.257	.225	.177	.126	.081	.046	.023	.010	.004	.001	.000	.000	.000	.000
	4	.000	.001	.016	.054	.111	.172	.220	.243	.236	.206	.161	.113	.070	.038	.017	.006	.002	.000	.000	.000
	5	.000	.000	.002	.013	.039	.080	.132	.183	.221	.236	.226	.193	.147	.099	.057	.027	.010	.002	.000	.000
	6	.000	.000	.000	.002	.010	.027	.057	.099	.147	.193	.226	.236	.221	.183	.132	.080	.039	.013	.002	.000
	7	.000	.000	.000	.000	.002	.006	.017	.038	.070	.113	.161	.206	.236	.243	.220	.172	.111	.054	.016	.001
	8	.000	.000	.000	.000	.000	.001	.004	.010	.023	.046	.081	.126	.177	.225	.257	.258	.221	.152	.071	.014

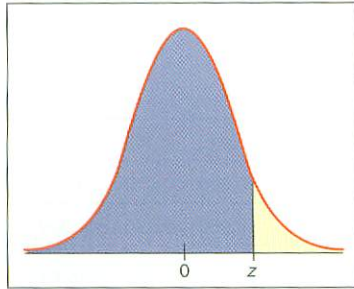


The table entry for z is the area to the left of z .

TABLE 3 Areas of a Standard Normal Distribution

(a) Table of Areas to the Left of z										
z	.00	.01	.02	.03	.04	.05	.06	.07	.08	.09
-3.4	.0003	.0003	.0003	.0003	.0003	.0003	.0003	.0003	.0003	.0002
-3.3	.0005	.0005	.0005	.0004	.0004	.0004	.0004	.0004	.0004	.0003
-3.2	.0007	.0007	.0006	.0006	.0006	.0006	.0006	.0005	.0005	.0005
-3.1	.0010	.0009	.0009	.0009	.0008	.0008	.0008	.0008	.0007	.0007
-3.0	.0013	.0013	.0013	.0012	.0012	.0011	.0011	.0011	.0010	.0010
-2.9	.0019	.0018	.0018	.0017	.0016	.0016	.0015	.0015	.0014	.0014
-2.8	.0026	.0025	.0024	.0023	.0023	.0022	.0021	.0021	.0020	.0019
-2.7	.0035	.0034	.0033	.0032	.0031	.0030	.0029	.0028	.0027	.0026
-2.6	.0047	.0045	.0044	.0043	.0041	.0040	.0039	.0038	.0037	.0036
-2.5	.0062	.0060	.0059	.0057	.0055	.0054	.0052	.0051	.0049	.0048
-2.4	.0082	.0080	.0078	.0075	.0073	.0071	.0069	.0068	.0066	.0064
-2.3	.0107	.0104	.0102	.0099	.0096	.0094	.0091	.0089	.0087	.0084
-2.2	.0139	.0136	.0132	.0129	.0125	.0122	.0119	.0116	.0113	.0110
-2.1	.0179	.0174	.0170	.0166	.0162	.0158	.0154	.0150	.0146	.0143
-2.0	.0228	.0222	.0217	.0212	.0207	.0202	.0197	.0192	.0188	.0183
-1.9	.0287	.0281	.0274	.0268	.0262	.0256	.0250	.0244	.0239	.0233
-1.8	.0359	.0351	.0344	.0336	.0329	.0322	.0314	.0307	.0301	.0294
-1.7	.0446	.0436	.0427	.0418	.0409	.0401	.0392	.0384	.0375	.0367
-1.6	.0548	.0537	.0526	.0516	.0505	.0495	.0485	.0475	.0465	.0455
-1.5	.0668	.0655	.0643	.0630	.0618	.0606	.0594	.0582	.0571	.0559
-1.4	.0808	.0793	.0778	.0764	.0749	.0735	.0721	.0708	.0694	.0681
-1.3	.0968	.0951	.0934	.0918	.0901	.0885	.0869	.0853	.0838	.0823
-1.2	.1151	.1131	.1112	.1093	.1075	.1056	.1038	.1020	.1003	.0985
-1.1	.1357	.1335	.1314	.1292	.1271	.1251	.1230	.1210	.1190	.1170
-1.0	.1587	.1562	.1539	.1515	.1492	.1469	.1446	.1423	.1401	.1379
-0.9	.1841	.1814	.1788	.1762	.1736	.1711	.1685	.1660	.1635	.1611
-0.8	.2119	.2090	.2061	.2033	.2005	.1977	.1949	.1922	.1894	.1867
-0.7	.2420	.2389	.2358	.2327	.2296	.2266	.2236	.2206	.2177	.2148
-0.6	.2743	.2709	.2676	.2643	.2611	.2578	.2546	.2514	.2483	.2451
-0.5	.3085	.3050	.3015	.2981	.2946	.2912	.2877	.2843	.2810	.2776
-0.4	.3446	.3409	.3372	.3336	.3300	.3264	.3228	.3192	.3156	.3121
-0.3	.3821	.3783	.3745	.3707	.3669	.3632	.3594	.3557	.3520	.3483
-0.2	.4207	.4168	.4129	.4090	.4052	.4013	.3974	.3936	.3897	.3859
-0.1	.4602	.4562	.4522	.4483	.4443	.4404	.4364	.4325	.4286	.4247
-0.0	.5000	.4960	.4920	.4880	.4840	.4801	.4761	.4721	.4681	.4641

For values of z less than -3.49 , use 0.000 to approximate the area.



The table entry for z is the area to the left of z .

TABLE 3(a) *continued*

z	.00	.01	.02	.03	.04	.05	.06	.07	.08	.09
0.0	.5000	.5040	.5080	.5120	.5160	.5199	.5239	.5279	.5319	.5359
0.1	.5398	.5438	.5478	.5517	.5557	.5596	.5636	.5675	.5714	.5753
0.2	.5793	.5832	.5871	.5910	.5948	.5987	.6026	.6064	.6103	.6141
0.3	.6179	.6217	.6255	.6293	.6331	.6368	.6406	.6443	.6480	.6517
0.4	.6554	.6591	.6628	.6664	.6700	.6736	.6772	.6808	.6844	.6879
0.5	.6915	.6950	.6985	.7019	.7054	.7088	.7123	.7157	.7190	.7224
0.6	.7257	.7291	.7324	.7357	.7389	.7422	.7454	.7486	.7517	.7549
0.7	.7580	.7611	.7642	.7673	.7704	.7734	.7764	.7794	.7823	.7852
0.8	.7881	.7910	.7939	.7967	.7995	.8023	.8051	.8078	.8106	.8133
0.9	.8159	.8186	.8212	.8238	.8264	.8289	.8315	.8340	.8365	.8389
1.0	.8413	.8438	.8461	.8485	.8508	.8531	.8554	.8577	.8599	.8621
1.1	.8643	.8665	.8686	.8708	.8729	.8749	.8770	.8790	.8810	.8830
1.2	.8849	.8869	.8888	.8907	.8925	.8944	.8962	.8980	.8997	.9015
1.3	.9032	.9049	.9066	.9082	.9099	.9115	.9131	.9147	.9162	.9177
1.4	.9192	.9207	.9222	.9236	.9251	.9265	.9279	.9292	.9306	.9319
1.5	.9332	.9345	.9357	.9370	.9382	.9394	.9406	.9418	.9429	.9441
1.6	.9452	.9463	.9474	.9484	.9495	.9505	.9515	.9525	.9535	.9545
1.7	.9554	.9564	.9573	.9582	.9591	.9599	.9608	.9616	.9625	.9633
1.8	.9641	.9649	.9656	.9664	.9671	.9678	.9686	.9693	.9699	.9706
1.9	.9713	.9719	.9726	.9732	.9738	.9744	.9750	.9756	.9761	.9767
2.0	.9772	.9778	.9783	.9788	.9793	.9798	.9803	.9808	.9812	.9817
2.1	.9821	.9826	.9830	.9834	.9838	.9842	.9846	.9850	.9854	.9857
2.2	.9861	.9864	.9868	.9871	.9875	.9878	.9881	.9884	.9887	.9890
2.3	.9893	.9896	.9898	.9901	.9904	.9906	.9909	.9911	.9913	.9916
2.4	.9918	.9920	.9922	.9925	.9927	.9929	.9931	.9932	.9934	.9936
2.5	.9938	.9940	.9941	.9943	.9945	.9946	.9948	.9949	.9951	.9952
2.6	.9953	.9955	.9956	.9957	.9959	.9960	.9961	.9962	.9963	.9964
2.7	.9965	.9966	.9967	.9968	.9969	.9970	.9971	.9972	.9973	.9974
2.8	.9974	.9975	.9976	.9977	.9977	.9978	.9979	.9979	.9980	.9981
2.9	.9981	.9982	.9982	.9983	.9984	.9984	.9985	.9985	.9986	.9986
3.0	.9987	.9987	.9987	.9988	.9988	.9989	.9989	.9989	.9990	.9990
3.1	.9990	.9991	.9991	.9991	.9992	.9992	.9992	.9992	.9993	.9993
3.2	.9993	.9993	.9994	.9994	.9994	.9994	.9994	.9995	.9995	.9995
3.3	.9995	.9995	.9995	.9996	.9996	.9996	.9996	.9996	.9996	.9997
3.4	.9997	.9997	.9997	.9997	.9997	.9997	.9997	.9997	.9997	.9998

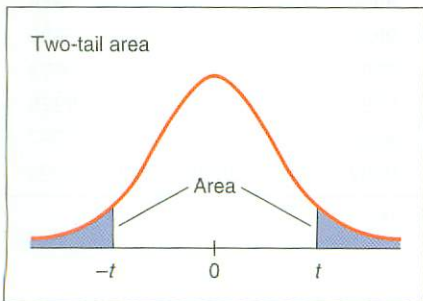
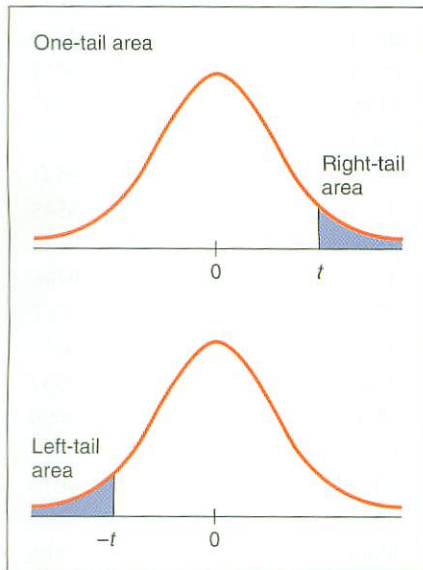
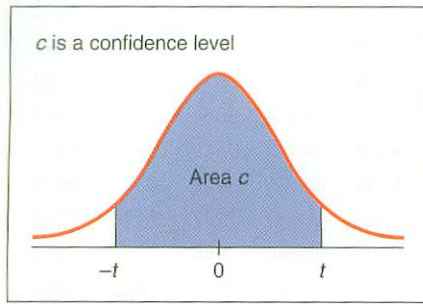
For z values greater than 3.49, use 1.000 to approximate the area.

TABLE 3 *continued*

(b) Confidence Interval Critical Values z_c	
Level of Confidence c	Critical Value z_c
0.70, or 70%	1.04
0.75, or 75%	1.15
0.80, or 80%	1.28
0.85, or 85%	1.44
0.90, or 90%	1.645
0.95, or 95%	1.96
0.98, or 98%	2.33
0.99, or 99%	2.58

TABLE 3 *continued*

(c) Hypothesis Testing, Critical Values z_0		
Level of Significance	$\alpha = 0.05$	$\alpha = 0.01$
Critical value z_0 for a left-tailed test	-1.645	-2.33
Critical value z_0 for a right-tailed test	1.645	2.33
Critical values $\pm z_0$ for a two-tailed test	± 1.96	± 2.58

TABLE 4 Critical Values for Student's t Distribution

one-tail area	0.250	0.125	0.100	0.075	0.050	0.025	0.010	0.005	0.0005
two-tail area	0.500	0.250	0.200	0.150	0.100	0.050	0.020	0.010	0.0010
$d.f.$ \ c	0.500	0.750	0.800	0.850	0.900	0.950	0.980	0.990	0.999
1	1.000	2.414	3.078	4.165	6.314	12.706	31.821	63.657	636.619
2	0.816	1.604	1.886	2.282	2.920	4.303	6.965	9.925	31.599
3	0.765	1.423	1.638	1.924	2.353	3.182	4.541	5.841	12.924
4	0.741	1.344	1.533	1.778	2.132	2.776	3.747	4.604	8.610
5	0.727	1.301	1.476	1.699	2.015	2.571	3.365	4.032	6.869
6	0.718	1.273	1.440	1.650	1.943	2.447	3.143	3.707	5.959
7	0.711	1.254	1.415	1.617	1.895	2.365	2.998	3.499	5.408
8	0.706	1.240	1.397	1.592	1.860	2.306	2.896	3.355	5.041
9	0.703	1.230	1.383	1.574	1.833	2.262	2.821	3.250	4.781
10	0.700	1.221	1.372	1.559	1.812	2.228	2.764	3.169	4.587
11	0.697	1.214	1.363	1.548	1.796	2.201	2.718	3.106	4.437
12	0.695	1.209	1.356	1.538	1.782	2.179	2.681	3.055	4.318
13	0.694	1.204	1.350	1.530	1.771	2.160	2.650	3.012	4.221
14	0.692	1.200	1.345	1.523	1.761	2.145	2.624	2.977	4.140
15	0.691	1.197	1.341	1.517	1.753	2.131	2.602	2.947	4.073
16	0.690	1.194	1.337	1.512	1.746	2.120	2.583	2.921	4.015
17	0.689	1.191	1.333	1.508	1.740	2.110	2.567	2.898	3.965
18	0.688	1.189	1.330	1.504	1.734	2.101	2.552	2.878	3.922
19	0.688	1.187	1.328	1.500	1.729	2.093	2.539	2.861	3.883
20	0.687	1.185	1.325	1.497	1.725	2.086	2.528	2.845	3.850
21	0.686	1.183	1.323	1.494	1.721	2.080	2.518	2.831	3.819
22	0.686	1.182	1.321	1.492	1.717	2.074	2.508	2.819	3.792
23	0.685	1.180	1.319	1.489	1.714	2.069	2.500	2.807	3.768
24	0.685	1.179	1.318	1.487	1.711	2.064	2.492	2.797	3.745
25	0.684	1.198	1.316	1.485	1.708	2.060	2.485	2.787	3.725
26	0.684	1.177	1.315	1.483	1.706	2.056	2.479	2.779	3.707
27	0.684	1.176	1.314	1.482	1.703	2.052	2.473	2.771	3.690
28	0.683	1.175	1.313	1.480	1.701	2.048	2.467	2.763	3.674
29	0.683	1.174	1.311	1.479	1.699	2.045	2.462	2.756	3.659
30	0.683	1.173	1.310	1.477	1.697	2.042	2.457	2.750	3.646
35	0.682	1.170	1.306	1.472	1.690	2.030	2.438	2.724	3.591
40	0.681	1.167	1.303	1.468	1.684	2.021	2.423	2.704	3.551
45	0.680	1.165	1.301	1.465	1.679	2.014	2.412	2.690	3.520
50	0.679	1.164	1.299	1.462	1.676	2.009	2.403	2.678	3.496
60	0.679	1.162	1.296	1.458	1.671	2.000	2.390	2.660	3.460
70	0.678	1.160	1.294	1.456	1.667	1.994	2.381	2.648	3.435
80	0.678	1.159	1.292	1.453	1.664	1.990	2.374	2.639	3.416
100	0.677	1.157	1.290	1.451	1.660	1.984	2.364	2.626	3.390
500	0.675	1.152	1.283	1.442	1.648	1.965	2.334	2.586	3.310
1000	0.675	1.151	1.282	1.441	1.646	1.962	2.330	2.581	3.300
∞	0.674	1.150	1.282	1.440	1.645	1.960	2.326	2.576	3.291

For degrees of freedom $d.f.$ not in the table, use the closest $d.f.$ that is smaller.

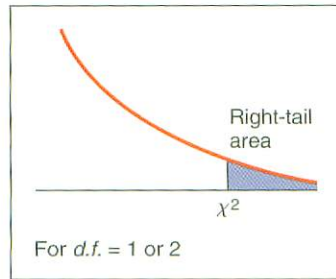
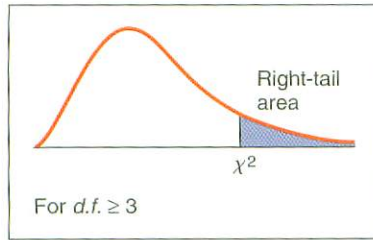


TABLE 5 The χ^2 Distribution

d.f.	Right-tail Area									
	.995	.990	.975	.950	.900	.100	.050	.025	.010	.005
1	0.0 ⁴ 393	0.0 ³ 157	0.0 ³ 982	0.0 ² 393	0.0158	2.71	3.84	5.02	6.63	7.88
2	0.0100	0.0201	0.0506	0.103	0.211	4.61	5.99	7.38	9.21	10.60
3	0.072	0.115	0.216	0.352	0.584	6.25	7.81	9.35	11.34	12.84
4	0.207	0.297	0.484	0.711	1.064	7.78	9.49	11.14	13.28	14.86
5	0.412	0.554	0.831	1.145	1.61	9.24	11.07	12.83	15.09	16.75
6	0.676	0.872	1.24	1.64	2.20	10.64	12.59	14.45	16.81	18.55
7	0.989	1.24	1.69	2.17	2.83	12.02	14.07	16.01	18.48	20.28
8	1.34	1.65	2.18	2.73	3.49	13.36	15.51	17.53	20.09	21.96
9	1.73	2.09	2.70	3.33	4.17	14.68	16.92	19.02	21.67	23.59
10	2.16	2.56	3.25	3.94	4.87	15.99	18.31	20.48	23.21	25.19
11	2.60	3.05	3.82	4.57	5.58	17.28	19.68	21.92	24.72	26.76
12	3.07	3.57	4.40	5.23	6.30	18.55	21.03	23.34	26.22	28.30
13	3.57	4.11	5.01	5.89	7.04	19.81	22.36	24.74	27.69	29.82
14	4.07	4.66	5.63	6.57	7.79	21.06	23.68	26.12	29.14	31.32
15	4.60	5.23	6.26	7.26	8.55	22.31	25.00	27.49	30.58	32.80
16	5.14	5.81	6.91	7.96	9.31	23.54	26.30	28.85	32.00	34.27
17	5.70	6.41	7.56	8.67	10.09	24.77	27.59	30.19	33.41	35.72
18	6.26	7.01	8.23	9.39	10.86	25.99	28.87	31.53	34.81	37.16
19	6.84	7.63	8.91	10.12	11.65	27.20	30.14	32.85	36.19	38.58
20	7.43	8.26	8.59	10.85	12.44	28.41	31.41	34.17	37.57	40.00
21	8.03	8.90	10.28	11.59	13.24	29.62	32.67	35.48	38.93	41.40
22	8.64	9.54	10.98	12.34	14.04	30.81	33.92	36.78	40.29	42.80
23	9.26	10.20	11.69	13.09	14.85	32.01	35.17	38.08	41.64	44.18
24	9.89	10.86	12.40	13.85	15.66	33.20	36.42	39.36	42.98	45.56
25	10.52	11.52	13.12	14.61	16.47	34.38	37.65	40.65	44.31	46.93
26	11.16	12.20	13.84	15.38	17.29	35.56	38.89	41.92	45.64	48.29
27	11.81	12.88	14.57	16.15	18.11	36.74	40.11	43.19	46.96	49.64
28	12.46	13.56	15.31	16.93	18.94	37.92	41.34	44.46	48.28	50.99
29	13.21	14.26	16.05	17.71	19.77	39.09	42.56	45.72	49.59	52.34
30	13.79	14.95	16.79	18.49	20.60	40.26	43.77	46.98	50.89	53.67
40	20.71	22.16	24.43	26.51	29.05	51.80	55.76	59.34	63.69	66.77
50	27.99	29.71	32.36	34.76	37.69	63.17	67.50	71.42	76.15	79.49
60	35.53	37.48	40.48	43.19	46.46	74.40	79.08	83.30	88.38	91.95
70	43.28	45.44	48.76	51.74	55.33	85.53	90.53	95.02	100.4	104.2
80	51.17	53.54	57.15	60.39	64.28	96.58	101.9	106.6	112.3	116.3
90	59.20	61.75	65.65	69.13	73.29	107.6	113.1	118.1	124.1	128.3
100	67.33	70.06	74.22	77.93	82.36	118.5	124.3	129.6	135.8	140.2

Source: From H. L. Herter, *Biometrika*, June 1964. Printed by permission of the Biometrika Trustees.

Photo Credits

Chapter 1 p. 2: © Roman Soumar/Corbis; p. 3: (*left*) © Bruce Coleman, Inc./PictureQuest, (*right*) Courtesy of Corrinne and Charles Brase; p. 6: © Geoffrey Bryant/Photo Researchers, Inc.; p. 13: © Bay Ismoyo/AFP/Getty Images; p. 20: © Tim Davis/Photo Researchers, Inc.; p. 23: © R. Lord/The Image Works

Chapter 2 p. 32: © Brown Brothers; p. 33: (*left*) © Judy Gelles/Stock Boston, (*right*) © Jean-Marc Loubat/Vandystadt/Photo Researchers, Inc.; p. 35: © Russell D. Curtis/Photo Researchers, Inc.; p. 52: © Myrleen Ferguson Cate/PhotoEdit; p. 58: © Picture Press/Corbis; p. 59: © Michael J. Doolittle/The Image Works

Chapter 3 p. 72: © Wood River Gallery/PictureQuest; p. 73: (*left*) © Myrleen Ferguson Cate/PhotoEdit, (*right*) © Nancy Sheehan/PhotoEdit; p. 75: © Steve Skjold/PhotoEdit; p. 77: © Jose Carillo/PhotoEdit; p. 83: © David Young-Wolff/PhotoEdit; p. 86: © Tony Freeman/PhotoEdit; p. 90: © Ron Watts/Corbis; p. 92: Bob Daemrich/The Image Works; p. 101: © Gary Conner/PhotoEdit; p. 112: Peter Southwick/Stock Boston; p. 116: © Dave G. Houser/Corbis

Chapter 4 p. 118: © Archivo Iconografico/S.A./Corbis; p. 119: (*left*) © David Young-Wolff/PhotoEdit, (*right*) © Peter Menzell/Stock Boston; p. 121: © Cindy Kassab/Corbis; p. 126: © David Muench/Corbis; p. 139: © Joe McDonald/Corbis; p. 142: © Joe McDonald/Corbis

Chapter 5 p. 158: © North Wind Picture Archives; p. 159: (*left*) © David Young-Wolff/PhotoEdit, (*right*) © John Neubauer/PhotoEdit; p. 163: © Bonnie Kamin/PhotoEdit; p. 170: © Corbis; p. 179: © Mark Richards/PhotoEdit

Chapter 6 p. 204: © National Portrait Gallery, Smithsonian Institution/Art Resource, NY; p. 205: (*left*) © Peter Vandermark/Stock Boston, (*right*) © Mitch Wojnarowicz/The Image Works; p. 211: © Kelly-Mooney Photography/Corbis; p. 222: © Ted Curtin/Stock Boston; p. 230: © Mark Richards/PhotoEdit; p. 244: © Hubert Stadler/Corbis; p. 245: © Jacob Halaska/Index Stock Imagery/PictureQuest

Chapter 7 p. 246: © Historical Pictures/Stock Montage; p. 247: (*left*) © Dana White/PhotoEdit, (*right*) © Syracuse Newspapers/David Lassman/The Image Works; p. 257: © Lois Ellen Frank/Corbis; p. 273: © David Young-Wolff/PhotoEdit; p. 283: © Philip James Corwin/Corbis; p. 287: © Picture Press/Corbis; p. 300: © William Mullins/Photo Researchers, Inc.; p. 308: © Mike Mazzaschi/Stock Boston

Chapter 8 p. 314: Library of Congress; p. 315: (*left*) © Philip James Corwin/Corbis, (*right*) © Ed Bock Photography, Inc./Corbis; p. 320: © Myrleen Ferguson Cate/PhotoEdit; p. 323: © François Gohier/Photo Researchers, Inc.; p. 342: © Bob Daemrich/Stock Boston; p. 353: © J. Griesdieck/Corbis

Chapter 9 p. 358: © Brown Brothers; p. 359: (*left*) © Comstock Images, (*right*) © Reuters/Corbis; p. 364: © Martin Ruegner/ImageState-Pictor/PictureQuest; p. 377: © Comstock Images; p. 398: © John Elk/Stock Boston; p. 410: © Omni Photo Communications, Inc./Index Stock Imagery

Chapter 10 p. 414: © The Norman Rockwell Family Trust; p. 415: (*left*) © R.J. Erwin/Photo Researchers, Inc., (*right*) © Paul Lally/Stock Boston; p. 420: © Fritz Hoffman/The Image Works; p. 433: © Bob Winsett/Corbis; p. 451: © Bob Daemrich/The Image Works; p. 455: © Bob Daemrich/Stock Boston

Chapter 11 p. 468: © Keystone Press Agency/ZUMA; p. 469: (*left*) © Nancy Richmond/The Image Works, (*right*) © Robert Brenner/PhotoEdit; p. 472: © Tony Freeman/PhotoEdit; p. 485: © Steve Skjold/PhotoEdit; p. 496: © Mark Richards/PhotoEdit; p. 510: © Erwin and Peggy Bauer/Animals Animals; p. 513: © Jeffrey Greenberg/Photo Researchers, Inc.; p. 516: © Andrew Wood/Photo Researchers, Inc.; p. 524: © Douglas Faulkner/Photo Researchers, Inc.; p. 526: © Corbis