



# Windows & Doors Standard Sizes



**STEGBAR**

# General information – windows and doors

## Sizes

- This catalogue contains all Stegbar's standard sizes for windows and doors. These are the ones that we make every day. They are performance rated and will be delivered in an advised lead time. They are sized to fit standard brick openings.
- Should you require one of our standard windows in a special size, it's not a problem. We'll work with you to ensure that the size you want maintains its rating performance, and can be delivered when you need it.

## Cedar

- Due to the natural colour variation in cedar, we cannot guarantee colour matching of timber components.
- Aluminium sections, including insect screens, locks, handles, winders and other hardware are finished in hamersley brown powder coat as standard.

## Aluminium

- Available in a range of standard and custom colours.
- Black coloured locks, handles, winders and other hardware are fitted as standard. (Other colours are available). Aluminium bifolds are only available with brushed satin chrome hardware.

## Other

- Aluminium cover plates (flashings) and aluminium angles are not supplied as standard, but are available on request.
- All Stegbar windows and doors shown in this Standard Sizes catalogue have been designed and glazed in accordance with relevant Australian Standards AS2047, AS1288 and AS2208 and conform to AS4055 for wind loads.

- The handing (which sash operates) can be reversed from what is shown in this catalogue.

## Glazing bars

- Colonial and Federation bar layouts are shown and other configurations are available on request.

## Insect screens

- Aluminium framed insect and safety screens are available in a standard range of colours to match aluminium windows and doors.
- Cedar framed insect screens are supplied raw, ready for final sanding and finishing.

## Window and door codes

All Stegbar codes for windows and doors follow a consistent format. The letters explain the type of material (the first letter) and the style of the window or door (the last two letters). And the numbers specify the height (the first two digits) and width (the last two digits).

- For example a CSW1314 is a Cedar Sliding Window which has a frame size of 1370mm high by 1450mm wide.



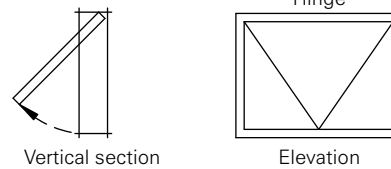
# Contents

## Codes

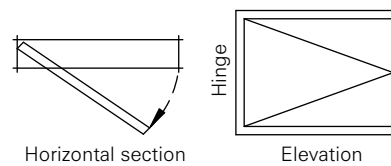
- When ordering products specify the material type in front of the product codes shown in this catalogue with either:
  - A – aluminium
  - C – cedar
- Product codes indicated are for products without additional features such as glazing bars, transom (unless indicated) or chair rail. If required insert the required variation code after the product code.
  - CB – colonial glazing bar
  - FB – federation glazing bar
  - T – transom
  - CR – chair rail (cedar only)
- For bi-fold windows and doors, entry and laundry units, and sliding doors additional codes are added after the product code to indicate specific product configurations.
  - Example – 2L2R after a bi-fold code indicates that it's four panels, 2 open to the left and 2 open to the right (as seen from the outside).
  - Example – SR after an entry unit code indicates that the sidelite is on the right of the door (as seen from the outside).
  - Example – 3 after a sliding door code indicates that the sliding door has 3 panels.

## Window and door symbols

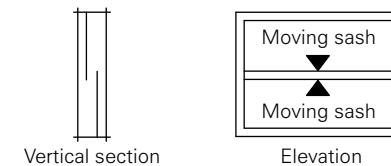
### Awning top hung



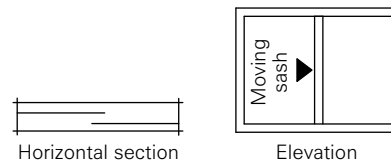
### Casement side hung



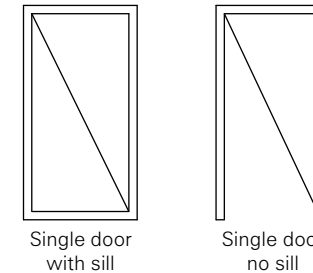
### Double hung vertical sliding



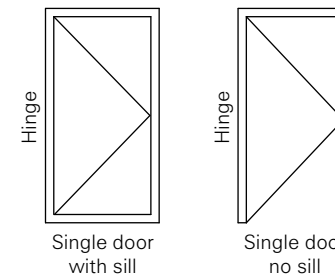
### Sliding horizontal sliding



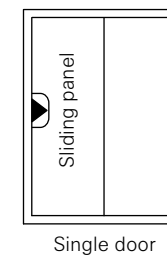
### Door frame only



### Door frame plus door



### Sliding door



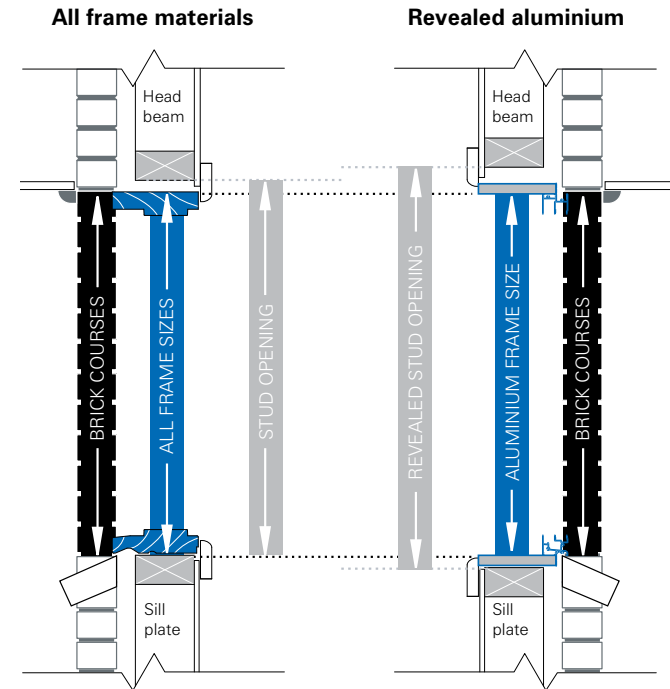
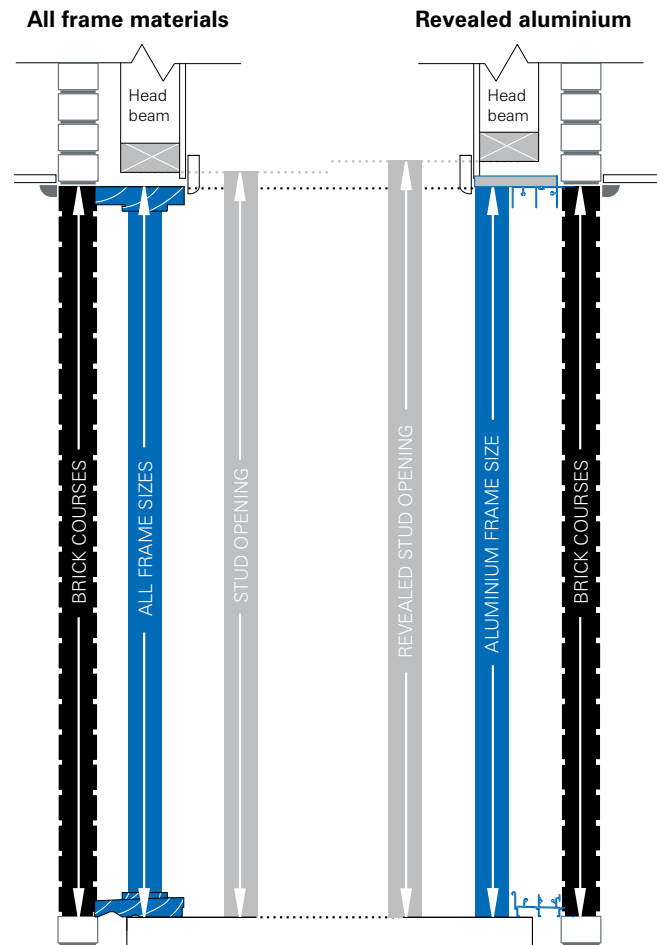
- General information ..... 2
- Measuring window and door frames... 4
- Bay window ..... 5
- Curves, rakes and shapes ..... 6
- Glazing bars ..... 7
- Sliding window ..... 8
- Double hung window ..... 9
- Awning window ..... 10
- Casement window ..... 11
- Fixed window ..... 12
- Bi-fold window ..... 13
- Bi-fold patio door ..... 14
- Sliding patio door ..... 15
- Stacking patio door ..... 16
- Door frames ..... 17
- Laundry combinations ..... 18
- Internal bi-fold door ..... 19
- Internal room dividers ..... 19
- Display centres ..... Back page



# Measuring window and door frames

Standard Stegbar frame sizes match brick opening sizes. For all window and door materials the frame is measured on where it sits in the brick opening, as displayed in the illustrations below.

Reveal thickness is not included in the frame size of revealed aluminium products. But the stud opening is bigger for revealed aluminium as indicated in the size charts.



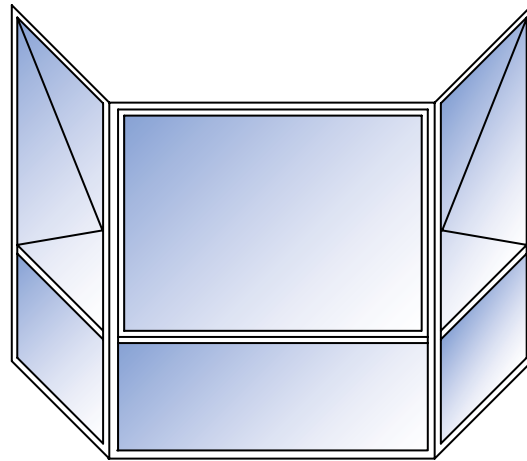
The illustrations shown in this catalogue are based on brick veneer wall construction. Refer to the Stegbar Technical Manuals for specific building-in details of each product type and material. Horizontal and vertical cross sections are provided for various house constructions such as weatherboard and double brick. Available at [stegbar.com.au](http://stegbar.com.au)

# Bay window – general information

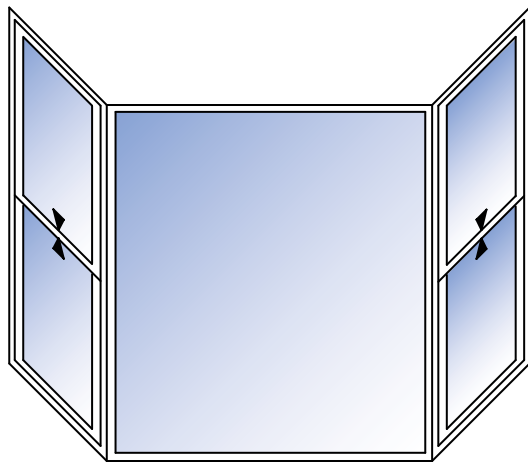
Stegbar bay windows can be configured in cedar or aluminium, using any of our standard window sizes. Our standard bay window is configured with a front that is parallel to the house and side wings at 135°, though we can also do 90° and custom angles.

A bay window can be constructed from many combinations of standard Stegbar windows. The most popular feature fixed panels combined with either awning, casement or double hung windows. Positioning of the operable windows will depend on your circumstances and functional requirements.

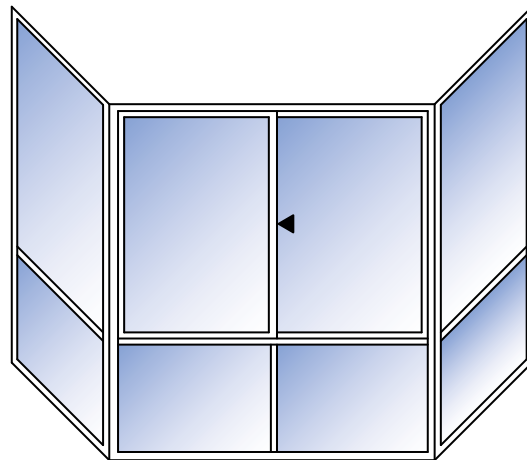
Please ask your sales consultant about our bay window options.



Casement/Fixed/Casement, with lowlite



Double hung/Fixed/Double hung



Fixed/Sliding/Fixed, with lowlite



# Curves, rakes and geometric shapes

Stegbar curved windows are available as full, half and quarter circles, and as ellipses with and without upstands, in cedar and aluminium.

Raked windows are available with two or three parallel/perpendicular sides. With a variety of geometric shapes also available the opportunity for you to create your own unique design is almost limitless.

No matter which one you choose – curve, rake or geometric shape – they can be used as a free standing window to create a unique visual element or to complement the building design, or they can be attached to one of our standard windows to create an arched hi-lite.

As configurations, building-in details, frame material type and the glass thickness all have an impact on the size limitations for curved, raked and shaped windows, a Stegbar sales consultant will help you choose the right shape in the right size so that you can rest easy with a window that will provide you with the performance and the look you require.



# Glazing bars

## Colonial glazing bar – windows

Up to 600mm No horizontal bar		
601mm–1030mm One horizontal bar		
1031mm–1540mm Two horizontal bars		
Over 1540mm Lowlite added		
Lowlite No horizontal bar		
	Lites up to 970 One vertical bar	Lites over 970 Two vertical bars

**Colonial bar exceptions**

Double Hung windows  
1031–1540  
Three horizontal bars  
(including meeting rail)

Fixed & Sliding windows  
Over 1540  
Three horizontal bars

**Note**  
Indicated colonial glazing bars may be replaced by a frame member in certain sizes (i.e. meeting rails and transoms).

## Federation glazing bar – windows

Up to 600mm One horizontal bar		
Over 600mm Two horizontal bars		
Lowlite No horizontal bar		
	Lites up to 970 One vertical bar	Lites over 970 Two vertical bars

**Federation bar exceptions**

Double Hung windows  
up to 944  
One horizontal bar  
(meeting rail not included)

Double Hung windows  
Over 944  
Two horizontal bars  
(meeting rail not included)

## Colonial glazing bar – doors

All sash heights Three horizontal bars		
	Sashes up to 905 One vertical bar	Sashes over 905 Two vertical bars

## Federation glazing bar – doors

All sash heights Two horizontal bars	
All sash widths	Two vertical bars

# Sliding window – standard sizes

	2.5	3.0	3.5	4.0	4.5	5.0	6.0	6.5	7.5	9.0	10.0	11.0	NUMBER OF BRICKS
	666	786	906	1026	1146	1266	1506	1626	1866	2226	2466	2706	STUD OPENING – REVEALED ALUMINIUM
	630	750	870	990	1110	1230	1470	1590	1830	2190	2430	2670	STUD OPENING – OTHER MATERIALS
	610	730	850	970	1090	1210	1450	1570	1810	2170	2410	2650	FRAME SIZE – ALL MATERIALS
7													<p><i>Note</i></p> <ul style="list-style-type: none"> <li>■ All units are illustrated as viewed from outside.</li> <li>■ All dimensions are in mm.</li> <li>■ Two lite sliding windows are handed on the left as standard but can be reversed. Ask your sales consultant.</li> <li>■ Three lite sliding window sashes are proportioned as quarter/half/quarter in width but can be ordered as equal widths. Ask your sales consultant.</li> </ul>
9													
11													
12													
14													
16													
18													
21											1200		
24											1370		
24.5											1370		

# Double hung window – standard sizes

		2.5	3.0	3.5	4.0	4.5	5.0	6.0	6.5	7.5	9.0	10.0	11.0	NUMBER OF BRICKS
		666	786	906	1026	1146	1266	1506	1626	1866	2226	2466	2706	STUD OPENING – REVEALED ALUMINIUM
		630	750	870	990	1110	1230	1470	1590	1830	2190	2430	2670	STUD OPENING – OTHER MATERIALS
		610	730	850	970	1090	1210	1450	1570	1810	2170	2410	2650	FRAME SIZE – ALL MATERIALS
11	11													<p><i>Note</i></p> <ul style="list-style-type: none"> <li>■ All units are illustrated as viewed from outside.</li> <li>■ All dimensions are in mm.</li> <li>■ Available in cedar only is a tilt double hung, where both the top and bottom sashes are able to be tilted inwards.                             <ul style="list-style-type: none"> <li>■ Replace DH with TW if a tilt double hung window is required.</li> </ul> </li> <li>■ Two and three lite double hung windows have the option of a division bar across the fixed lite. Ask your sales consultant.</li> <li>■ Over 1800mm high double hung windows can be configured with a lowlite. Ask your sales consultant.</li> <li>■ Three lite double hung sashes are proportioned equally in width across the frame but can be ordered as quarter/half/quarter widths. Ask your sales consultant.</li> </ul>
12	12													
14	14													
16	16													
18	18													
21	21													
24	24													
24.5	24.5													

# Awning window – standard sizes

		2.5	3.0	3.5	4.0	4.5	5.0	6.0	6.5	7.5	9.0	10.0	11.0	NUMBER OF BRICKS
		666	786	906	1026	1146	1266	1506	1626	1866	2226	2466	2706	STUD OPENING – REVEALED ALUMINIUM
		630	750	870	990	1110	1230	1470	1590	1830	2190	2430	2670	STUD OPENING – OTHER MATERIALS
		610	730	850	970	1090	1210	1450	1570	1810	2170	2410	2650	FRAME SIZE – ALL MATERIALS
7	600													<p><i>Note</i></p> <ul style="list-style-type: none"> <li>■ All units are illustrated as viewed from outside.</li> <li>■ All dimensions are in mm.</li> <li>■ Three lite awning window sashes are proportioned equally in width across the frame but can be ordered as quarter/half/quarter widths. Ask your sales consultant.</li> </ul>
9	630													
11	666													
12	772													
14	838													
16	944													
18	1010													
21	1066													
24	1096													
24.5	1200													
	1266													
	1436													
	1400													
	1370													
	1540													
	1606													
	1570													
	1800													
	1866													
	1830													
	2058													
	2100													

# Casement window – standard sizes

		2.5	3.0	3.5	4.0	4.5	5.0	6.0	6.5	7.5	9.0	10.0	10.5	NUMBER OF BRICKS
		666	786	906	1026	1146	1266	1506	1626	1866	2226	2466	2586	STUD OPENING – REVEALED ALUMINIUM
		630	750	870	990	1110	1230	1470	1590	1830	2190	2430	2550	STUD OPENING – OTHER MATERIALS
		610	730	850	970	1090	1210	1450	1570	1810	2170	2410	2530	FRAME SIZE – ALL MATERIALS
7	600													<p><i>Note</i></p> <ul style="list-style-type: none"> <li>■ All units are illustrated as viewed from outside.</li> <li>■ All dimensions are in mm.</li> <li>■ One and two lite casement windows are handed on the left as standard but can be reversed. Ask your sales consultant.</li> <li>■ The left and right sashes on a three lite casement window are handed to open out from the middle of the window towards the frame but can be reversed. Ask your sales consultant.</li> <li>■ Three lite casement window sashes are proportioned equally in width across the frame but can be ordered as quarter/half/quarter widths. Ask your sales consultant.</li> </ul>
9	838													
11	802													
11	974													
12	1030													
14	1266													
14	1230													
16	1436													
16	1400													
18	1606													
18	1570													
21	1866													
21	1830													
24	2124													
24	2088													
24.5	2166													
24.5	2130													
24.5	2100													

# Fixed window – standard sizes

		2.5	3.0	3.5	4.0	4.5	5.0	6.0	6.5	7.5	9.0	10.0	11.0	NUMBER OF BRICKS
		666	786	906	1026	1146	1266	1506	1626	1866	2226	2466	2706	STUD OPENING – REVEALED ALUMINIUM
		630	750	870	990	1110	1230	1470	1590	1830	2190	2430	2670	STUD OPENING – OTHER MATERIALS
		610	730	850	970	1090	1210	1450	1570	1810	2170	2410	2650	FRAME SIZE – ALL MATERIALS
7	600													<p><i>Note</i></p> <ul style="list-style-type: none"> <li>■ All units are illustrated as viewed from outside.</li> <li>■ All dimensions are in mm.</li> <li>■ Over 1800mm high fixed windows can be configured with a lowlite. Ask your sales consultant.</li> <li>■ Three lite fixed window sashes are proportioned equally in width across the frame but can be ordered as quarter/half/quarter widths. Ask your sales consultant.</li> </ul>
9	838													
11	1010													
12	1096													
14	1266													
16	1436													
18	1606													
21	1866													
24	2124													
24.5	2166													

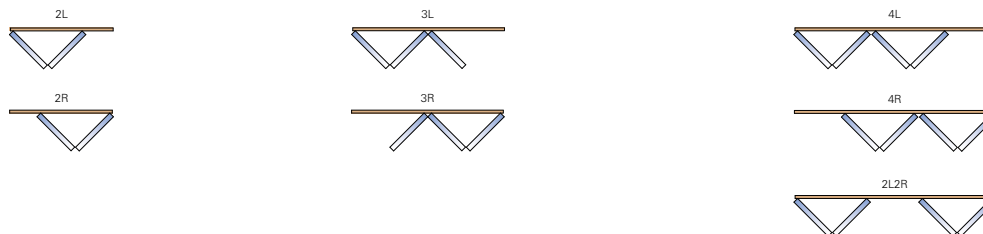
# Bi-fold window – standard sizes

		4.0	5.0	6.0	7.5	8.0	10.5	NUMBER OF BRICKS
		990	1230	1470	1830	1950	2550	STUD OPENING – ALUMINIUM & CEDAR
		970	1210	1450	1810	1930	2530	FRAME SIZE – ALUMINIUM & CEDAR
11 964 944								
		BW0909	BW0912	BW0914	BW0918	BW0919	BW0925	
14 1220 1200								
		BW1209	BW1212	BW1214	BW1218	BW1219	BW1225	
18 1560 1540								
		BW1509	BW1512	BW1514	BW1518	BW1519	BW1525	

*Note*

- All units are illustrated as viewed from outside.
- All dimensions are in mm.
- All bi-fold windows open to the outside.
- When ordering bi-fold windows
  - Select the product code for the bi-fold window size in the top chart.
  - Choose the configuration from the bottom chart.
  - Add the configuration code to the end of the size code e.g. ABW1519-2L2R.

# Bi-fold window – configurations



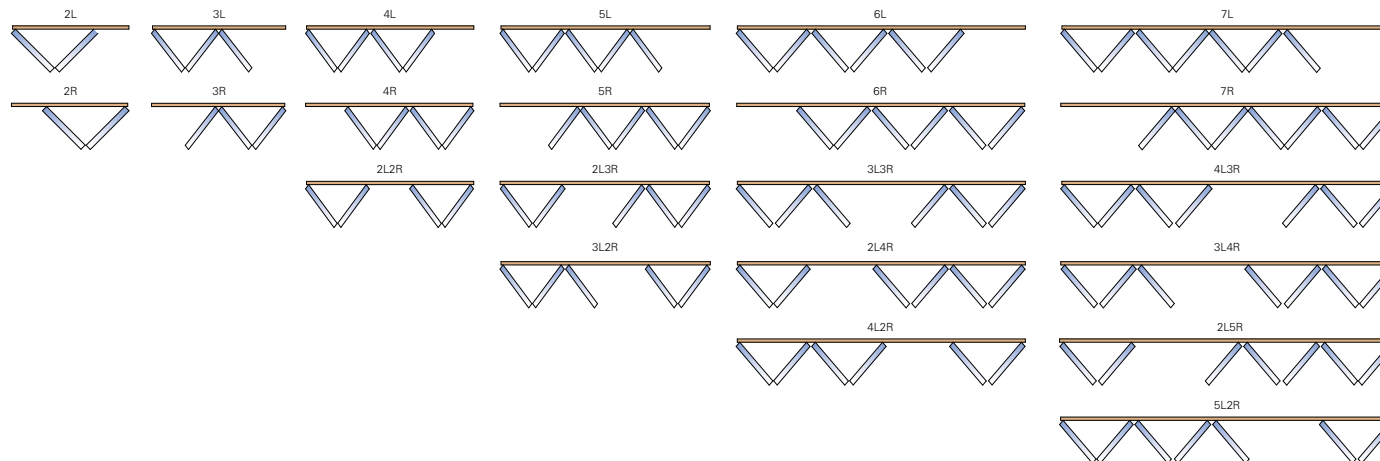
# Bi-fold patio door – standard sizes

		6.5	9.5	12.5	15.5	18.5	21.5	NUMBER OF BRICKS
		1534	2258	2982	3706	4430	5154	STUD OPENING – ALL MATERIALS
		1514	2238	2962	3686	4410	5134	FRAME SIZE – ALL MATERIALS
24.5 2120 2100								NOT RECOMMENDED IN CEDAR AT 2100mm HIGH DUE TO LOW OPENING HEIGHT OF 1937mm. THE MINIMUM UNOBSTRUCTED HEIGHT IS RECOMMENDED AT 1980mm.
25 2163 2143								
28 2420 2400								

### Note

- All units are illustrated as viewed from outside.
- All dimensions are in mm.
- All bi-fold doors open to the outside.
- When ordering bi-fold patio doors
  - Select the product code for the bi-fold door size in the top chart.
  - Choose the configuration from the bottom chart.
  - Add the configuration code to the end of the size code e.g. ABD2449-3L3R.
- 8 panel ABD available on request.
- Retractable flyscreen available.

# Bi-fold patio door – configurations



# Sliding patio door – standard sizes

		6.5	7.5	9.0	10.0	11.0	13.0	13.5	15.0	15.0	NUMBER OF BRICKS	
		1626	1866	2226	2466	2740	3174	3280	3640	3654	STUD OPENING – REVEALED ALUMINIUM	
		1590	1830	2190	2430	2704	3138	3244	3604	3618	STUD OPENING – OTHER MATERIALS	
		1570	1810	2170	2410	2684	3118	3224	3584	3598	FRAME SIZE – ALL MATERIALS	
24	2096											<p>NOT RECOMMENDED IN CEDAR AT 2058mm HIGH DUE TO LOW OPENING HEIGHT OF 1942mm. THE MINIMUM UNOBSTRUCTED HEIGHT IS RECOMMENDED AT 1980mm.</p>
24.5	2078											
25	2100											
25	2118											
25	2120											<p><i>Note</i></p> <ul style="list-style-type: none"> <li>■ All units are illustrated as viewed from outside.</li> <li>■ All dimensions are in mm.</li> <li>■ Aluminium stud opening formulas                             <ul style="list-style-type: none"> <li>■ Revealed aluminium stud opening dimensions do not include a reveal on the sill.</li> <li>■ Add 18mm to height of revealed aluminium stud opening for standard sill reveal or 38mm for hardwood sill.</li> </ul> </li> </ul>
24.5	2100											
25	2118											
25	2120											
25	2163											<p><i>Note</i></p> <ul style="list-style-type: none"> <li>■ All units are illustrated as viewed from outside.</li> <li>■ All dimensions are in mm.</li> <li>■ Aluminium stud opening formulas                             <ul style="list-style-type: none"> <li>■ Revealed aluminium stud opening dimensions do not include a reveal on the sill.</li> <li>■ Add 18mm to height of revealed aluminium stud opening for standard sill reveal or 38mm for hardwood sill.</li> </ul> </li> </ul>
25	2143											
25	2163											
25	2181											
28	2438											<p><i>Note</i></p> <ul style="list-style-type: none"> <li>■ All units are illustrated as viewed from outside.</li> <li>■ All dimensions are in mm.</li> <li>■ Aluminium stud opening formulas                             <ul style="list-style-type: none"> <li>■ Revealed aluminium stud opening dimensions do not include a reveal on the sill.</li> <li>■ Add 18mm to height of revealed aluminium stud opening for standard sill reveal or 38mm for hardwood sill.</li> </ul> </li> </ul>
28	2420											
28	2438											
28	2400											

*Note*

- All units are illustrated as viewed from outside.
- All dimensions are in mm.
- Aluminium stud opening formulas
  - Revealed aluminium stud opening dimensions do not include a reveal on the sill.
  - Add 18mm to height of revealed aluminium stud opening for standard sill reveal or 38mm for hardwood sill.

# Stacking patio door – standard sizes

		9.5	11.0	13.5	19.0	22.0	26.5	BRICK COURSES
		2380	2740	3280	4680	5400	6480	STUD OPENING – REVEALED ALUMINIUM
		2344	2704	3244	4644	5364	6444	STUD OPENING – ALUMINIUM & CEDAR
		2324	2684	3224	4624	5344	6424	FRAME SIZE – ALUMINIUM & CEDAR
24	2096							<p>NOT RECOMMENDED IN CEDAR AT 2058mm HIGH DUE TO LOW OPENING HEIGHT OF 1942mm. THE MINIMUM UNOBSTRUCTED HEIGHT IS RECOMMENDED AT 1980mm.</p>
24.5	2078							
24.5	2100							
24.5	2110							
25	2181							<p><i>Note</i></p> <ul style="list-style-type: none"> <li>■ All units are illustrated as viewed from outside.</li> <li>■ All dimensions are in mm.</li> <li>■ Aluminium stud opening formulas                             <ul style="list-style-type: none"> <li>■ Revealed aluminium stud opening dimensions do not include a reveal on the sill.</li> <li>■ Add 18mm to height of revealed aluminium stud opening for standard sill reveal or 38mm for hardwood sill.</li> </ul> </li> <li>■ 6424mm wide stacking doors with the shaded blue box are not available in cedar.</li> </ul>
25	2163							
28	2143							
28	2438							
28	2420							
28	2400							

# Door frames – standard sizes

Door frames and entry units are sized to fit a standard 2040mm high x 820mm wide door opening and may not always suit standard brick openings. Aluminium frames and doors which cannot be trimmed should be fitted to the finished floor.

An asterisk (\*) indicates that the frame will fit an industry standard 400mm wide sidelite.

To calculate the required stud opening size for revealed aluminium add 38mm to frame height and 56mm to frame width.

To calculate the required stud opening size for cedar and aluminium add 20mm to frame height and 20mm to frame width.

Flat sill is also available on request for aluminium doors. The flat sill incorporates the sub sill as standard.

		FRAME WIDTH														
	2087	898	1210	1210	1325	1348	1348	1450	1450	1520	1725	1792		ALUMINIUM		
	2090	900	1210	1210	1310	1336	1340	1340	1450	1450	1520	1710	1736	1780	TIMBER	
FRAME HEIGHT	NO SILL	DF2009	EU2012-SL	EU2012-SR	DF2013-RB	DF2013-MRS	EU2013-SL	EU2013-SR	EU2014-SL	EU2014-SR	EU2015-SRL	DF2017-RB	DF2017-MRS	EU2017-SRL		
		DF2109	EU2112-SL	EU2112-SR	DF2113-RB	DF2113-MRS	EU2113-SL	EU2113-SR	EU2114-SL	EU2114-SR	EU2115-SRL	DF2117-RB	DF2117-MRS	EU2117-SRL		
		DF2209	EU2212-SL	EU2212-SR	DF2213-RB	DF2213-MRS	EU2213-SL	EU2213-SR	EU2214-SL	EU2214-SR	EU2215-SRL	DF2217-RB	DF2217-MRS	EU2217-SRL		
	OPEN-IN WITH SILL															
	OPEN-OUT WITH SILL															

# Door information

- **Aluminium door**  
Standard – height 2040mm, width 820mm, thickness 37mm.
- **Cedar traditional entry door**  
Standard – height 2040mm, width 820mm, thickness 38mm.
- **MC cedar entry door**  
Standard – height 2040mm, width 820mm, thickness 44mm.
- **Cedar internal door**  
Standard – height 2040mm, width 820mm, thickness 33mm.

See the Stegbar Timber Doors catalogue for details on all sizes and styles available.

- **No-Sill options**  
All no-sill frames are sized with 10mm clearance beneath a standard 2040mm high door to allow for weather seals.

- **Aluminium Notes**  
Aluminium frame sizes are derived using a 2040mm high door and a sub-sill as standard.

For flat sill options add 10mm to open-out frame height.

For open-in doors with flat sill, reduce frame height by 20mm.

# Laundry combinations – standard sizes

Laundry combinations are sized to fit a standard 2040mm high x 820mm wide door opening.

To calculate the required stud opening size for cedar and aluminium add 20mm to frame height and 20mm to frame width.

To calculate the required stud opening size for revealed aluminium add 38mm to frame height and 56mm to frame width. To calculate the required stud opening height for revealed aluminium using a 38mm hardwood sill add 76mm to frame height.

		FRAME WIDTH				
		1470	1470	1830	1830	ALUMINIUM
FRAME HEIGHT	2087					
	2090					
	2144					
	2120					TIMBER
	2114					
	2111					

NO SILL	OPEN-IN WITH SILL	OPEN-OUT WITH SILL
<p>LU2014-L</p>	<p>LU2014-R</p>	<p>LU2018-L</p>
<p>LU2018-R</p>	<p>LU2114-L</p>	<p>LU2118-L</p>
<p>LU2114-R</p>	<p>LU2118-L</p>	<p>LU2118-R</p>
<p>LU2214-L</p>	<p>LU2214-R</p>	<p>LU2218-L</p>
<p>LU2218-R</p>		

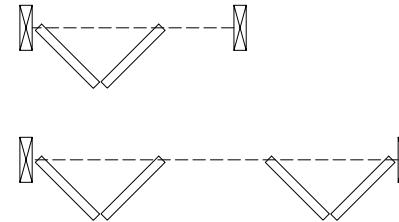


# Internal bi-fold door – standard sizes

Stegbar internal bi-fold doors have a low profile head track for use when space is tight. Use for wardrobes, laundry or between rooms.

4 leaf internal bi-fold doors open in the middle and the doors stack to both jambs (2 each way). Internal bi-fold doors are available in two standard opening heights, 2078mm and 2378mm.

		305	330	355	380	405	430	460	490	520	
LEAF WIDTH	FRAME WIDTH	620	670	720	770	820	870	930	990	1050	2 LEAF
		1240	1340	1440	1540	1640	1740	1860	1980	2100	4 LEAF



# Internal room dividers – standard sizes

Stegbar internal room dividers are available for standard frame heights of 2100mm and 2400mm, and must use an even number of door leaves. Frame height and width are finished opening sizes. Jambs are not supplied.

See the Stegbar Timber Doors catalogue for details on the leaf styles available. The chart indicates the standard door leaf widths available and the corresponding frame width depending on the number of leaves used.

Leaves can fold all to one side or a combination of pairs of leaves can be split to either side.

		307	332	357	382	407	432	462	492	522	
LEAF WIDTH	FRAME WIDTH	1237	1337	1437	1537	1637	1737	1857	1977	2097	4 LEAF
		1850	2000	2150	2300	2450	2600	2780	2960	3140	6 LEAF
		2463	2663	2863	3063	3263	3463	3703	3943	4183	8 LEAF
		3076	3326	3576	3826	4076	4326	4626	4926	5226	10 LEAF
		3689	3989	4289	4589	4889	5189	5549	5909	6269	12 LEAF



# There's a Stegbar Display Centre near you

## New South Wales

### *Albury*

288 Townsend Street, Albury 2640

### *Batemans Bay*

Unit 2, 5 Cranebrooke Road  
Batemans Bay 2536

### *Chatswood*

122-126 Victoria Avenue, Chatswood 2067

### *Erina*

Information and Selection Centre  
Shop 2, 208-210  
The Entrance Road, Erina 2250

### *Lansvale*

84-98 Hume Highway, Lansvale 2166

### *Lismore*

558 Ballina Road, Goonellabah 2480

### *Moorebank*

Showerscreens and Wardrobes  
3 Moorebank Avenue, Moorebank 2170

### *Newcastle*

14 Northcott Drive, Kotara 2289

### *Taren Point*

3/181 Taren Point Road, Taren Point 2229

### *Wollongong*

259 Keira Street, Wollongong 2500

## Victoria

### *Airport West*

91 Matthews Avenue, Airport West 3042

### *Ballarat*

40 Mair Street, Ballarat 3355

### *Bendigo*

4 Contempo Court, Bendigo 3550

### *Geelong*

137B Fyans Street, Geelong 3220

### *Rowville*

949 Stud Road, Rowville 3178

### *Shepparton*

81 Benalla Road, Shepparton 3630

## Tasmania

### *Launceston*

Home Ideas Centre  
*Windows and doors on display only*  
262 York Street, Launceston 7250

## Queensland

### *Bundall*

2/101 Ashmore Road, Bundall 4217

### *Hervey Bay*

37 Main Street, Pialba 4655

### *Kedron*

200 Gympie Road, Kedron 4031

### *Maroochydore*

110 Sugar Road, Maroochydore 4558

### *Stones Corner*

Information and Selection Centre  
76 Old Cleveland Road, Stones Corner 4120

### *Toowoomba*

Homemaker Centre  
7/12 Prescott Street, Toowoomba 4350

## ACT Region

### *Fyshwick*

Home Ideas Centre  
28 Collie Street, Fyshwick 2609

## South Australia

### *Pooraka*

20-24 Williams Circuit, Pooraka 5095

### *Unley*

119 Unley Road, Unley 5061

## Western Australia

### *Wangara*

66 Prindiville Drive  
Corner Hartman Drive, Wangara 6065

For further information freecall

1800 681 168  
**stegbar.com.au**

